


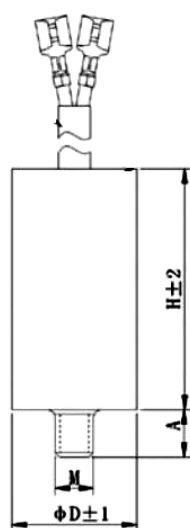
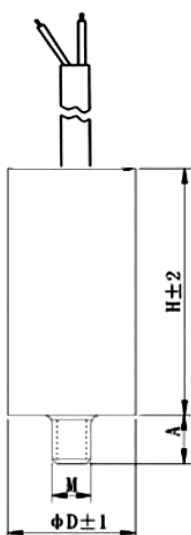


Features

CBB60C Motor Run Capacitor, Bipolar Cable, M8 Stud Optional

- 1) Very small dissipation factor, small inherent temperature rise
- 2) High insulation resistance
- 3) Good capacitance stability
- 4) Excellent self-healigh property
- 5) Safety and hight reliability due to flame reatardant plastic or metal case enclosure, flame retardant opoxy resin endfill.
- 6) It is applicable for the starting and running of AC single-way motor with 50~60Hz frequency.
- 7) Special requirment can be made at the request of customers.

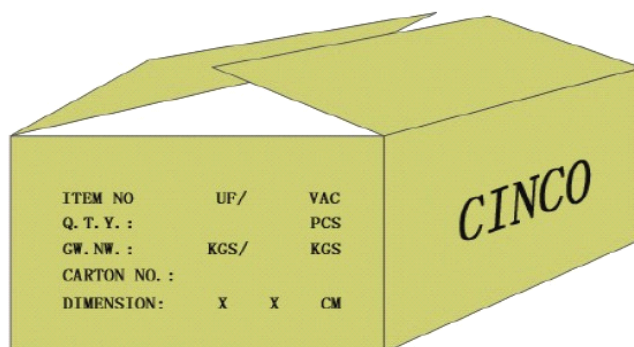
Capacitor Drawing



Specification

Capacitance Range	1uF - 100 uF
Capacitance Tolerance	±5%,±10%
Rated Alternate Voltage	250Vac, 300Vac, 400Vac, 450Vac, 500Vac
Rated Frequency	50/60 Hz
Dissipation Factors	0.35% Max
Operating Temp.	40/85/21,25/70/21
Case Material	PBT, PP, Aluminium, Flammability Class - UL 94 V -2, 750C (RTI)
Dielectric	Polypropylene with self healing SH
Termination	Tin plated copper or copper alloy, 0.02in (0.51mm) thick minimum Insulated wire (AVL V2) AWM, No.18 or larger, rated 900 C Minimum, rated 600V for plastic case only.
Encapsulation	Two component, self-extinguishing epoxy with resin and Harder, plastic, rated minimum UL 94 V-0, 900C minimum (RTI)
TT (Terminal to Terminal)	2 X Rated Voltage
TC (Terminal to Case)	Minimum 2000 V AC for 1 Min.
Ref. Standard	IEC - 252-1993
Quality System	ISO-9002-1994
Approvals	UL,TUV,VDE,CE,SGS
Application	Electrical motor, pump, washing machine, air compressor, cleaner

Packing and Mark



Dimensions

Capacitance	400V - 450VAC		250V - 300VAC	
	D(mm)	H(mm)	D(mm)	H(mm)
1uF	30	57	30	57
1.5uF	30	57	30	57
2uF	30	57	30	57
2.5uF	30	57	30	57
3uF	30	57	30	57
3.5uF	30	70	30	57
4uF	30	70	30	57
4.5uF	30	70	30	57
5uF	30	70	30	57
6uF	30	70	30	57
7uF	30	70	30	57
7.5uF	30	70	30	57
8uF	35	60	35	60
9uF	35	60	35	60
10uF	35	70	35	60
12uF	35	70	35	60
12.5uF	35	70	35	70
14uF	35	70	35	70
15uF	35	70	35	70
16uF	40	70	35	70
18uF	40	70	35	70
20uF	40	70	35	70
22uF	40	70	35	70
24uF	40	70	35	70
25uF	40	80	35	70
30uF	45	92	40	70
35uF	45	92	40	70
40uF	45	92	40	70
45uF	45	92	40	70
50uF	50	92	45	92
55uF	50	100	45	92
60uF	50	116	45	92
65uF	50	116	45	92
70uF	50	116	45	92
80uF	60	120	50	100
90uF	60	120	50	100
100uF	60	120	50	116

Note:Special specs are available on request.